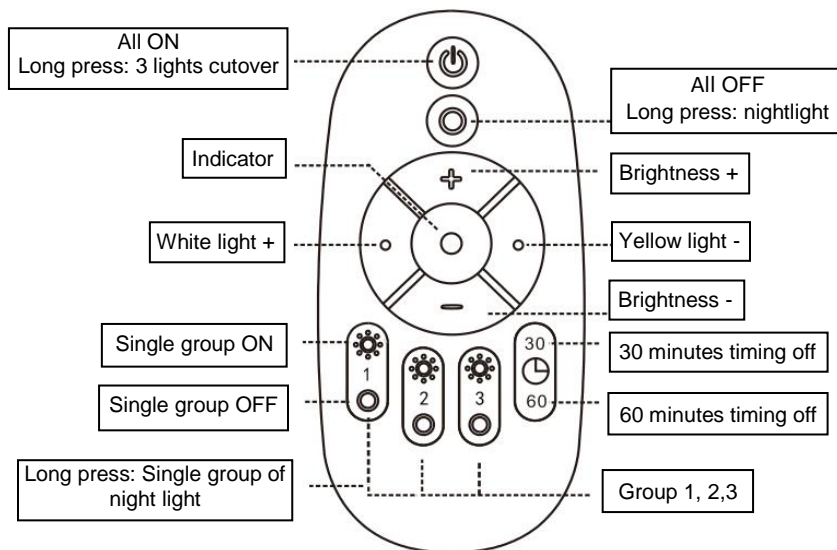








Remote control manual



Match code:

- 1) Turn off the 2 bulbs by push switch  (not remote control);
- 2) Remove one of the bulbs, then turn on another bulb by push switch , press "group 1 on" once as soon as possible within 3 seconds, the bulb will flash 3 times, this bulb is paired to "group 1" successfully.
- 3) Repeat step 1, put on the other unpaired bulb, then turn on the 2 bulbs by push switch , press "group 2 on" once as soon as possible within 3 seconds, the unpaired bulb will flash 3 times, this bulb is also paired to "group 2" successfully.

Clear code:

- 1) Turn off the 2 bulbs by push switch  (not remote control);
- 2) Turn on the 2 bulbs by push switch , within 3 seconds, press "group 1 on" 8 times continuously, the bulb of "group 1" will flash 6 times, code of this bulb is cleared successfully
- 3) Repeat step 1, remove the cleared bulb, then turn on the other bulb by push switch , within 3 seconds, press "group 2 on" 8 times continuously, the bulb of "group 2" will flash 6 times, code of this bulb is cleared successfully